

CHINA'S RESPONSE TO CORONAVIRUS AND ITS IMPLICATIONS FOR BRICS

ANASTASIA PYATACHKOVA,
HIGHER SCHOOL OF ECONOMICS



Name of the virus	Nature of the virus	Year	Number of people affected	Number of deaths	Mortality rate	Number of affected countries or territories
2019-nCoV (1)	Coronavirus is a new form of respiratory syndrome. The virus, which first appeared in China, is of animal origin and is transmissible between humans	2020	8 014 132	436 005	5,44%	210
Avian influenza A H7N9	Avian influenza virus. It was first discovered in Shanghai. The virus normally affects birds..	2013	1 568	616	39.30%	3
MERS (2)	Middle East Respiratory Syndrome (MERS) viral respiratory disease first detected in Saudi Arabia.	2012	2 494	858	34.40%	28
H1N1 (3)	Swine influenza: severe respiratory disease coming from different swine, avian and human influenza viruses.	2009	>762 630 000	>284 500	0.02%	214
SARS	Acute and severe respiratory syndrome. The epidemic, originating from China, is believed to stem from bats.	2002	8 096	774	9.60%	29
Nipah	Viral infection which appeared in Malaysia and Singapore. It is transmissible to human beings via contaminated porks. The natural hosts of this virus are bats.	1998	513	398	77.60%	2
H5N1	Avian influenza virus. The first human case of infection was in Hong Kong.	1997	861	455	52.80%	18
Henipavirus	A deadly respiratory or neurological impairment. It is transmissible to horses and human beings through bats.	1994	7	4	57%	1
Ebola (4)	A hemorrhagic fever which originates from bats. The outbreak of the virus is	1976	33 577	13562	40.40%	9
Marburg	Endemic virus which has spread in several African countries.	1967	466	373	80%	11

(1) Data of June 15, 2020

(2) End of November 2009

GEOPOLITICAL DIMENSION

- ▶ "武汉，加油！ => China is to blame for everything
- ▶ Chinese aid vs 'mask diplomacy' and 'wolf-warrior diplomacy' ("pragmatism does not exclude benefits")
- ▶ US-China confrontation is becoming institutionalized
- ▶ Regional and bilateral level (Mekong, Australia)

CHINA AS A CASE STUDY: KEY MEASURES AND CONSEQUENCES

- ▶ Quarantine&lockdown
- ▶ Measures differ by time and region
- ▶ Central and local regulation
- ▶ Economic aid

- ▶ GDP growth fell 6.8%

No aim for the growth rate (GDP growth forecasts around 2-3%)

- ▶ Unemployment (5,9/6%)
- ▶ Inflation (2,9%)
- ▶ Budget deficit

CHINESE GOVERNMENT TARGETS (2020 VS 2019)

GDP growth target	2020 None	2019 6% to 6.5%
CPI target	2020 About 3.5%	2019 About 3%
Unemployment rate target (surveyed urban rate)	2020 About 6%	2019 About 5.5%
Fiscal deficit (as % of GDP)	2020 Around 3.6%	2019 Around 2.8%
Cuts in tax and fee burden	2020 2.5 trillion yuan (\$350.8 billion)	2019 2 trillion yuan
Local government special bonds	2020 3.75 trillion yuan	2019 2.15 trillion yuan

THE KEY IMPLICATIONS FOR BRICS AND THE PROBLEMS TO SOLVE

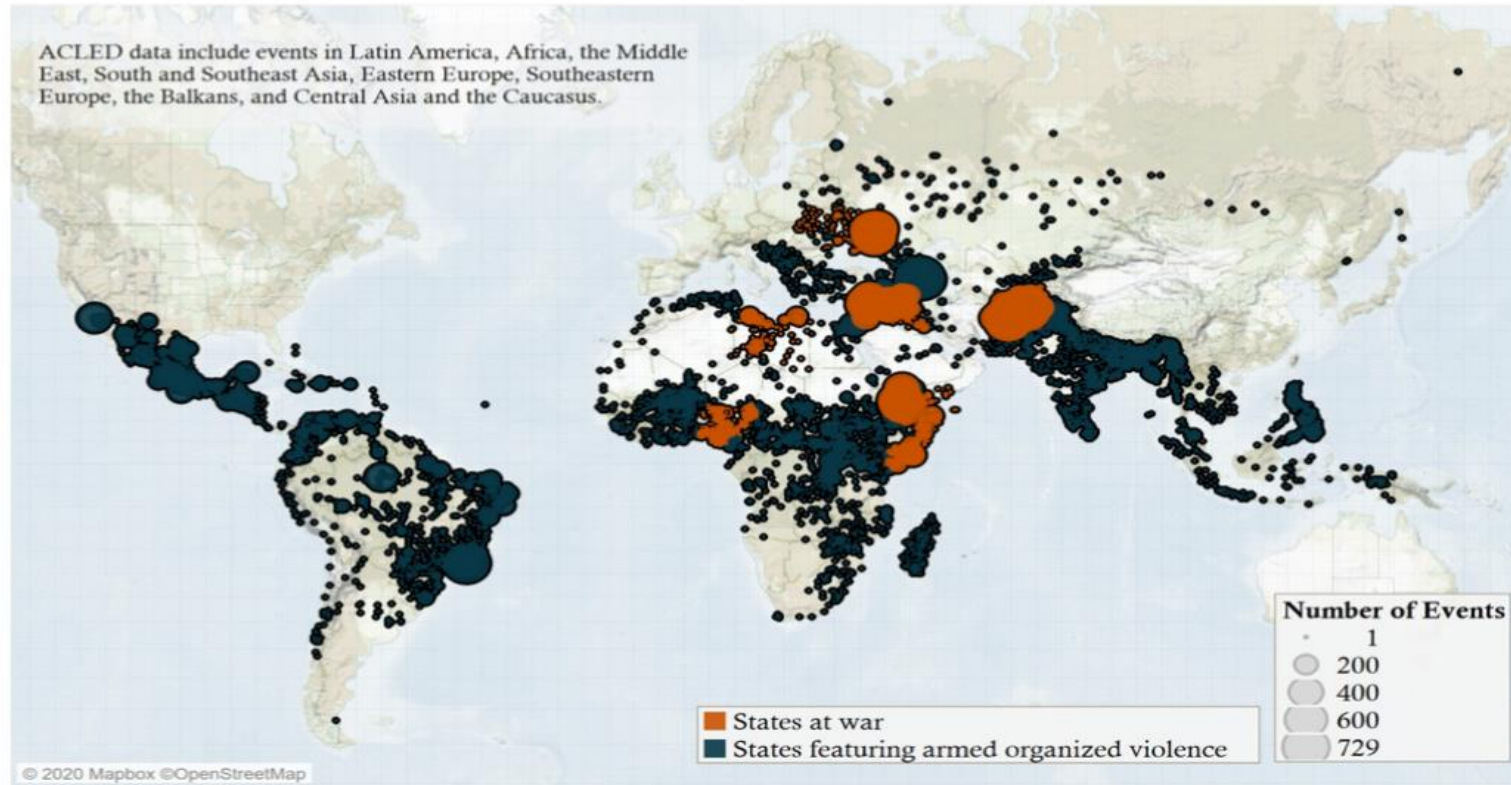
- ▶ Covid-19 is not over



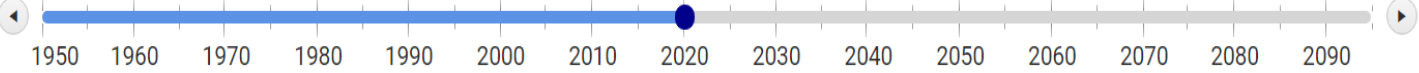
WARS, CONFLICTS, PROTESTS

Armed conflict events in states at war & with armed organized violence

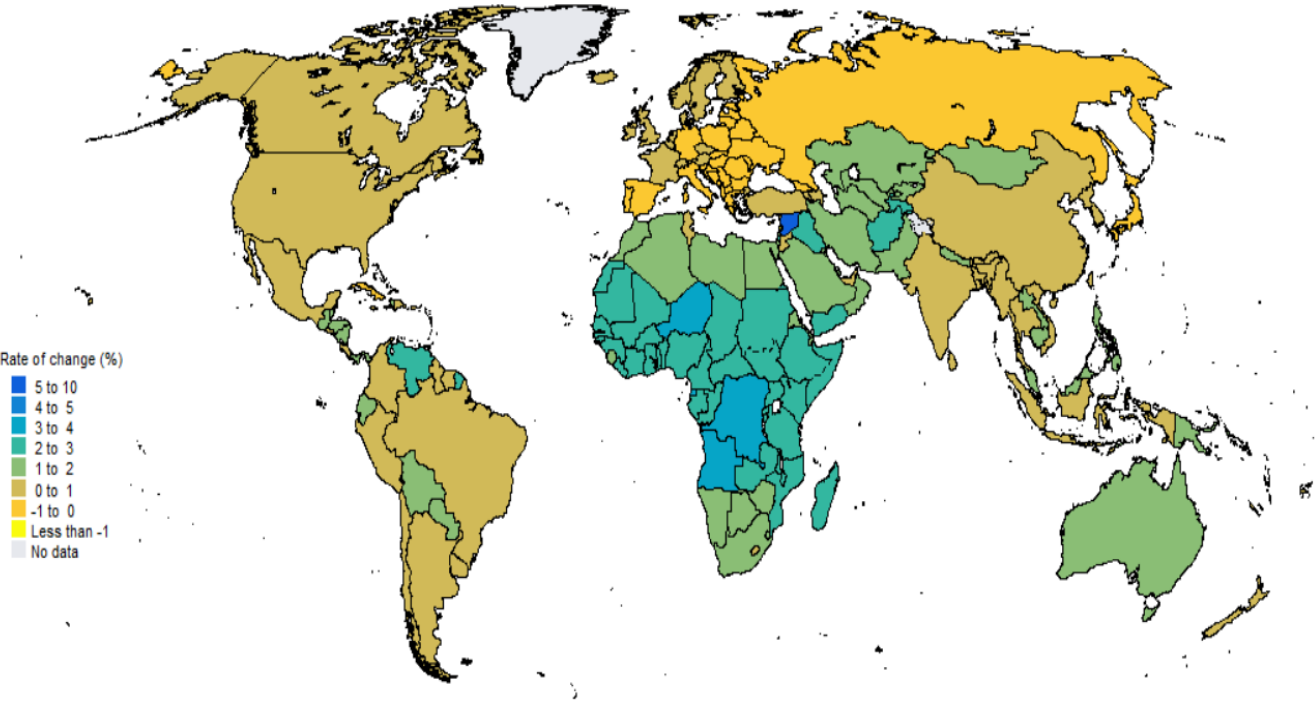
1 January 2018 - 1 February 2020



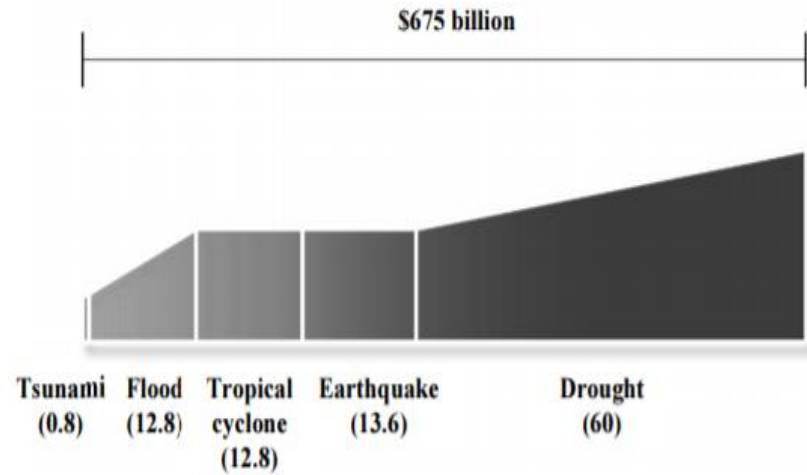
POPULATION GROWTH RATE (UN STATISTICS)



Average annual rate of population change (%), 2020-2025 (medium-variant projection)



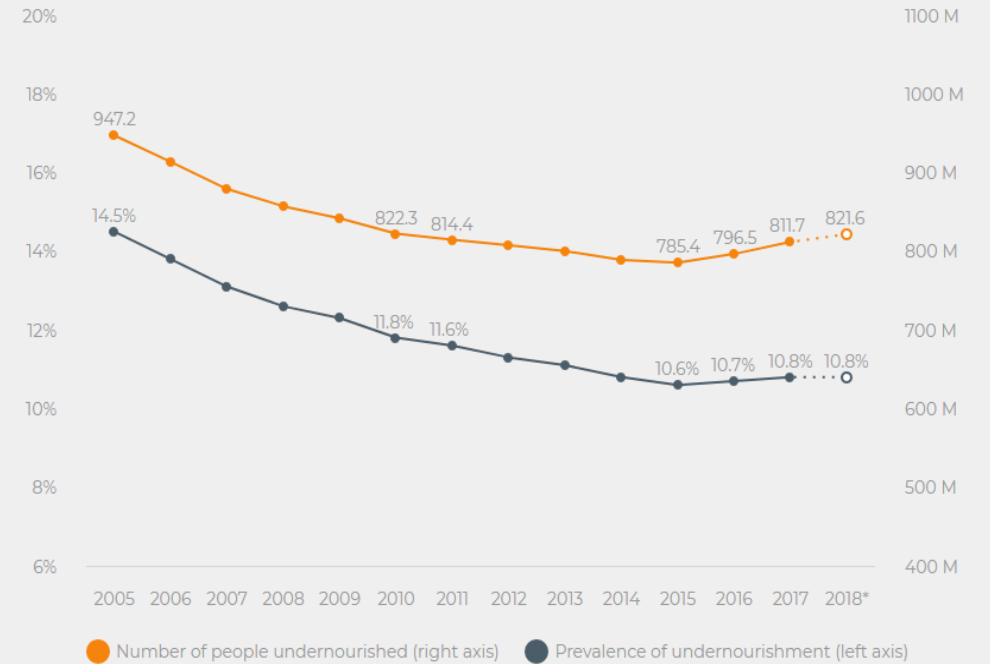
Asia-Pacific regional riskscape (average annual losses)
(Percentage)



Source: *Asia-Pacific Disaster Report 2019* (United Nations publication, Sales No. E.19.II.F.12).

FIGURE 1

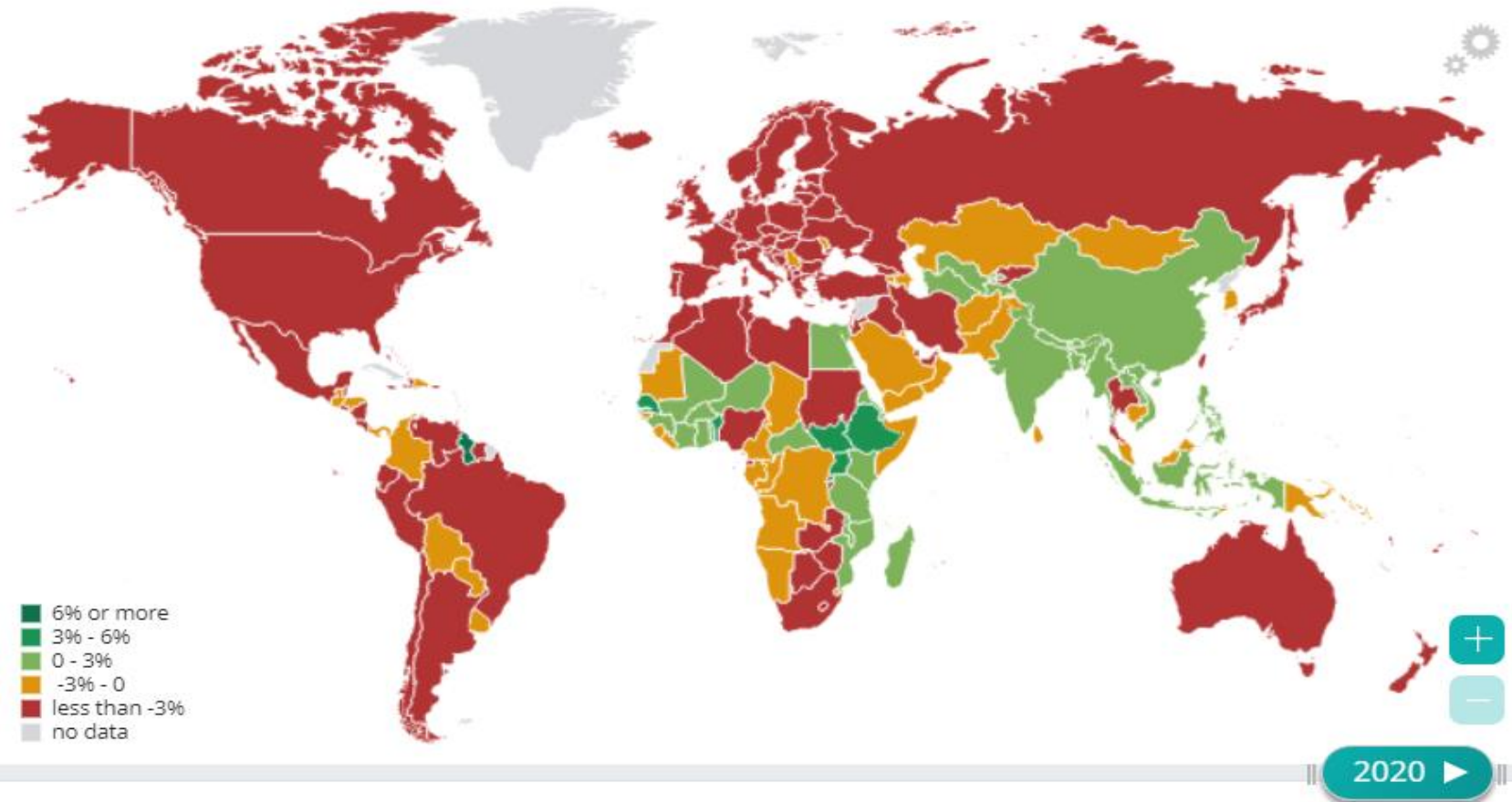
The number of undernourished people in the world has been on the rise since 2015, and is back to levels seen in 2010–2011



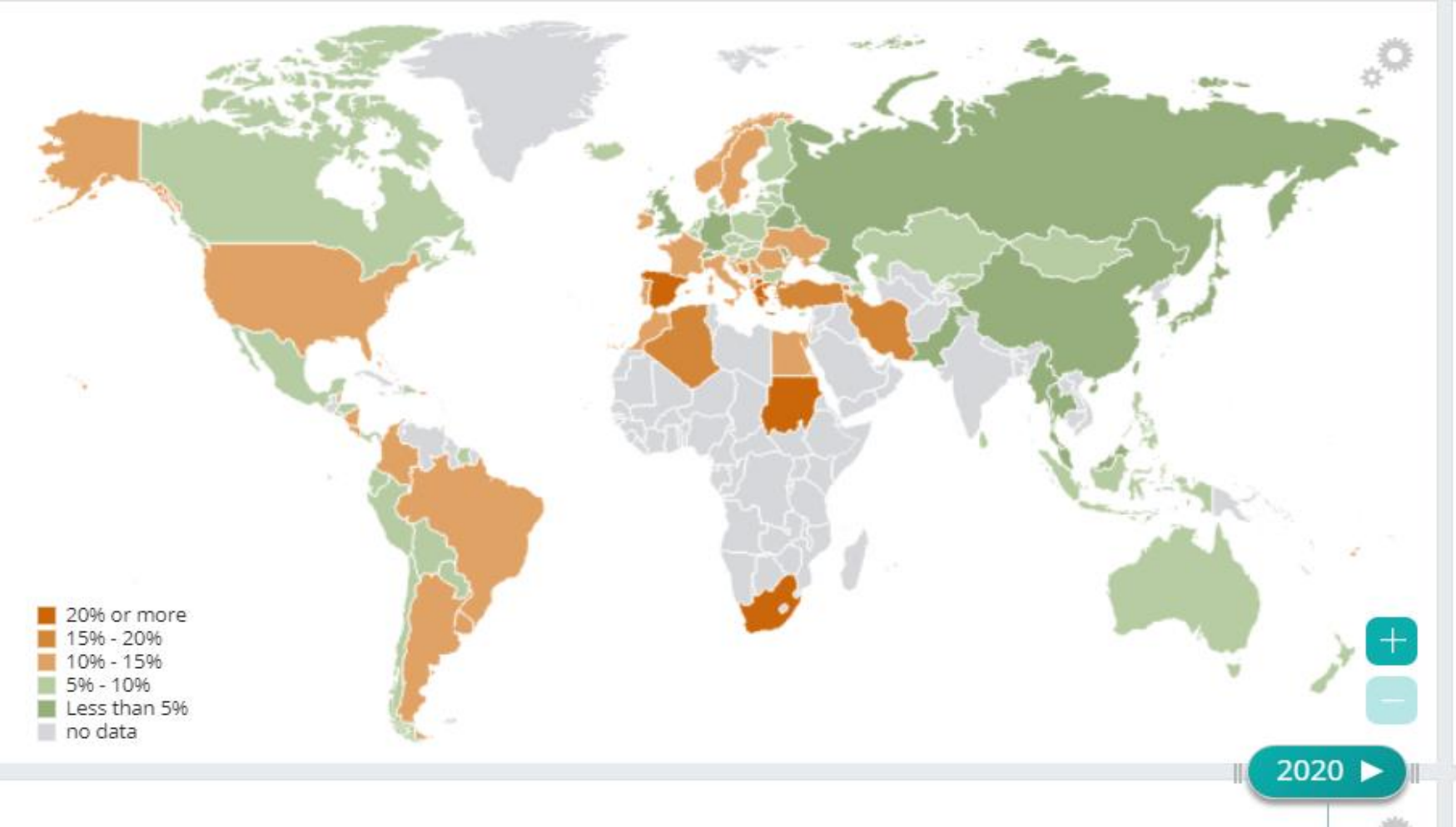
NOTES: * Values for 2018 are projections as illustrated by dotted lines and empty circles.

Source: FAO.

REAL GDP GROWTH (IMF FORECASTS, APRIL 2020)



UNEMPLOYMENT RATE (IMF FORECASTS, APRIL 2020)



SOME IMPLICATIONS FOR BRICS

- ▶ Timely securitization of the potential threats
- ▶ Backing the most insecure sectors, seeking for cooperation and diversification opportunities, drivers for growth, positive destruction
- ▶ Rethinking the existing mechanisms of cooperation and crisis management (encouraging public and business responsibility)
- ▶ Government measures are not enough, stimulating cooperation on different levels